

Linkstyle

Linkstyle Mira
Smart Security Camera
User Guide

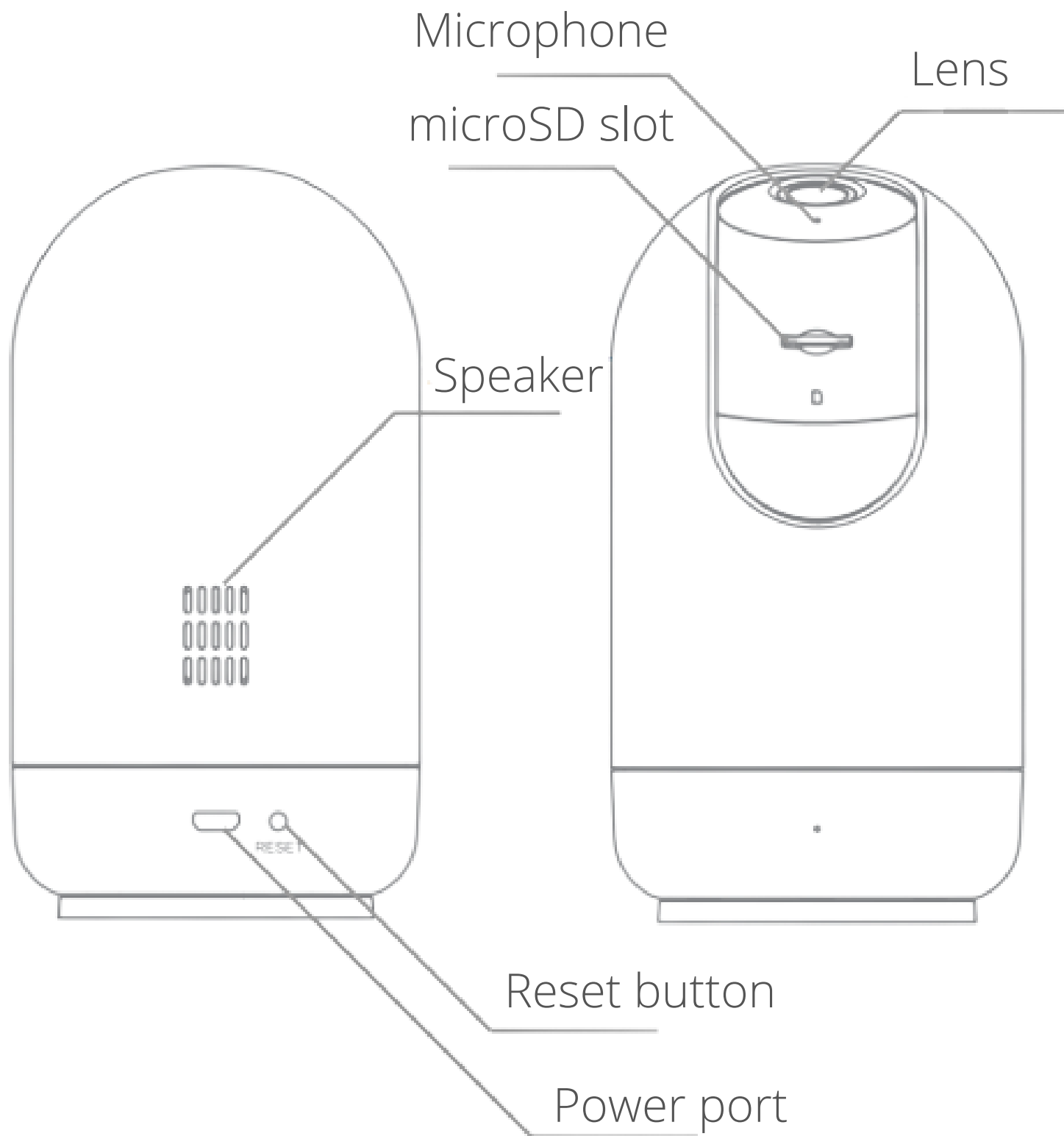
If you need any support, don't hesitate to
reach out to us at:

contact@linkstyle.life

1-888-419-4888

Package Includes

- 1 x Smart camera
- 1 x Power adapter
- 1 x Power cable
- 1 x Mounting hardware set



Smart Functions

Install the Linkstyle app

Scan the QR code below to download and install the Linkstyle app. Register a new account on the app if you do not have one.



*Alternatively, you can also search for “Linkstyle” on the Apple App Store or Google Play Store to find the app.

***Important Note:

When registering an account in the Linkstyle app, be sure to set the region to United States of America.



Register

United States of America



Email Address

☐ I Agree [Privacy Policy](#) and [User Agreement](#)

Get Verification Code

Set Up Device

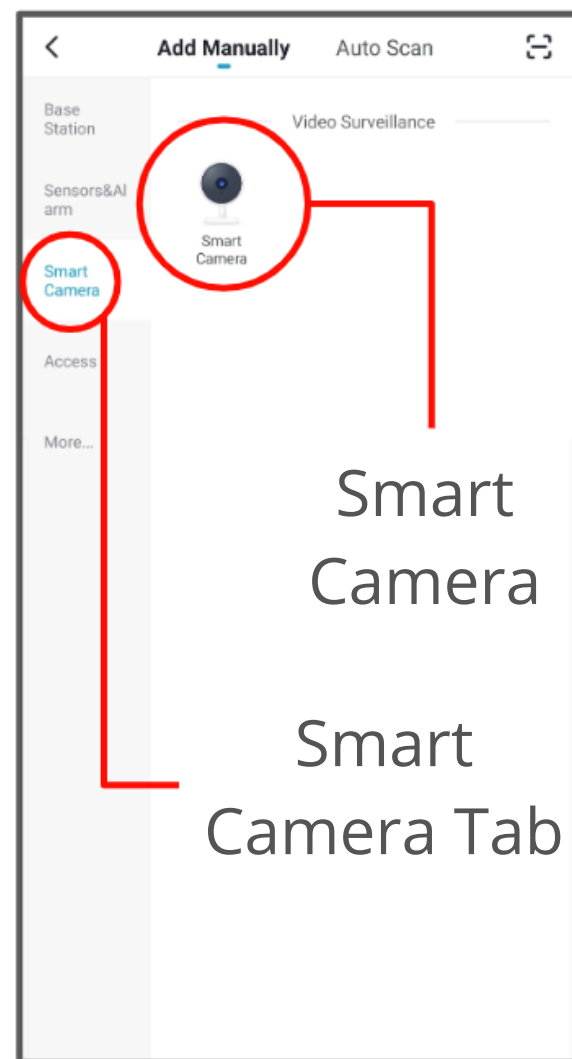
- Ensure that your mobile device is running iOS 8 or higher, or Android 4.1 or higher
- Ensure that your mobile device is connected to a 2.4GHz Wi-Fi network (NOT a 5GHz network)
- Have your Wi-Fi network password ready
- Keep the mobile device,, camera, and Wi-Fi router within close proximity during the setup process. You can relocate the camera elsewhere within Wi-Fi range for regular use after setup.

Set the camera for setup mode

1. Plug the camera into an outlet using the provided power cable and power adapter.
2. Wait about 30 seconds for the camera to enter setup mode, indicated by a red flashing indicator light.
 - If the camera does not enter setup mode automatically, press and hold the Reset button until the indicator light flashes red.

Add camera to Linkstyle app

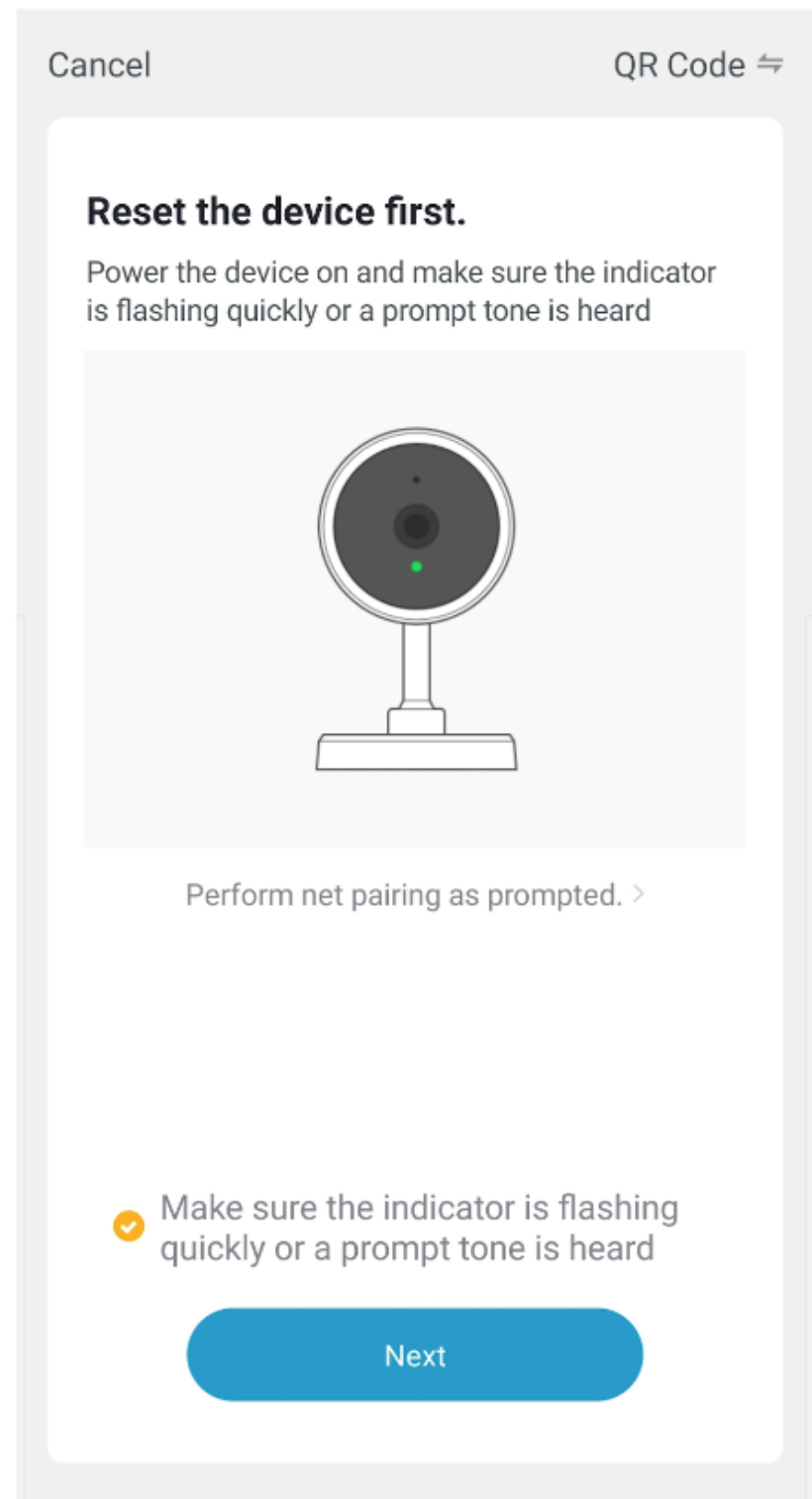
1. On the Devices page of the app, tap the Add Device button.
2. On the next screen, go to the Smart Camera tab and select Smart Camera



4. Confirm that the indicator light is flashing red, then tap Next.

If the indicator light is not flashing red, reset the camera by pressing and holding the Reset button first.

From here, follow the on-screen instructions to continue and finish connecting the camera to the Linkstyle app.



Frequently Asked Questions

- Can I share this device with family and friends?
 - Yes, you can share this device with anyone else that also has a Linkstyle app account, by accessing Settings -> Share Device.
- What is the wireless range?
 - The wireless range depends on your Wi-Fi router and the presence of obstructions. Please consult your router specifications for more information.
- What do I do if the device appears offline or unreachable?
 - Make sure that your Wi-Fi router is online and within range. Also make sure your app is updated to the latest version.

- What if I cannot connect to my Wi-Fi network during setup?
 - Make sure that you have entered the correct network password and that it is a 2.4GHz network (NOT a 5GHz network). You can also move the camera and the mobile device closer to the router during setup to ensure a strong signal.
- How many cameras can I add to my network?
 - The Linkstyle app can control an unlimited amount of devices. Your router may have a limit for how many devices can be connected at once. Please consult your router specifications for more information.

Product Specifications

Model: H166100

Pan/Tilt Range: 355° pan, 65° tilt

Compatible Wi-Fi Frequency: 2.4GHz

Platform: Android 4.1+, iOS 8.0+

Power Supply: DC 5V 2A MicroUSB

Working Temperature: 14°F to 113°F (-10°C to 45°C)

Working Humidity: ≤95%

Apple and Apple logos are trademarks of Apple, Inc., registered in the U.S. and other countries. App Store is a service mark of Apple, Inc.

Amazon, Alexa, and all related logos are trademarks of Amazon.com Inc. or its affiliates.

Google and Google Play are trademarks of Google LLC. Other third-party brands and names are the property of their respective owners.

Linkstyle.life

Unlocking the enchanted life!