



Linkstyle

Vinowake Openero Fully
Automatic Wine Opener
User Manual

For more product resources such as:
digital manual, FAQs, video guides, etc.,
scan the following QR Code or use the
link below



<https://linkstyle.life/vw54h>

If you need any support, don't hesitate to reach out to
us at:

email: support@linkstyle.life
voicemail: 1-888-419-4888

Index

- A. Notice Before Use 4
- B. Product Overview 5
- C. Safety & Precautions 7
- D. Operating Instructions8
- E. Technical Specifications 11
- F. Warranty & Support 12

A. Notice Before Use

Make sure to charge the device before using it. This device charges from empty to full in approximately 3 hours, and each full charge can open up to 60 bottles of wine.

This device is a fully automatic bottle opener that will stop automatically when it is ready to be removed. To ensure proper and safe operations, do not let go of it or remove it from the bottle before it comes to a stop.

Make sure to hold the wine bottle firmly to a stable, flat surface when using this device. This device automatically eject the cork when tilted up beyond a horizontal angle. Do NOT tilt this device while it is still attached to the bottle.

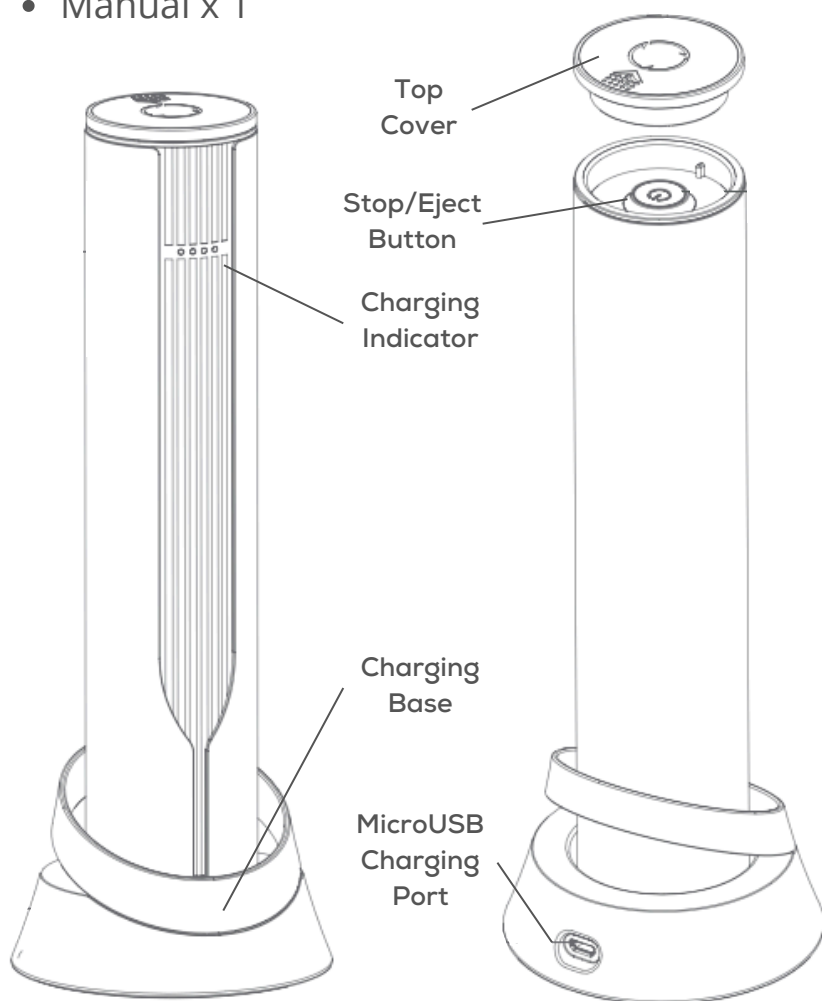
This device has sensors that detects the presence of a cork in its opening. Do NOT touch the opening or insert anything into it.

The Stop/Eject button is for emergency use only. You do not need to push it during normal use, as the device is fully automatic. Improper use of this button may result in stuck or broken corks.

B. Product Overview

Package Contents

- Openero Wine Opener x 1
- Charging base x 1
- Charging cord x 1
- Manual x 1



B. Product Overview (Continued)

The Vinowake Openero is an elegant fully automatic wine bottle opener that streamlines the wine opening process. Designed for cordless operation, this opener efficiently extracts the cork without breaking it, ensuring a seamless wine experience, especially during gatherings and celebrations.

C. Safety & Precautions

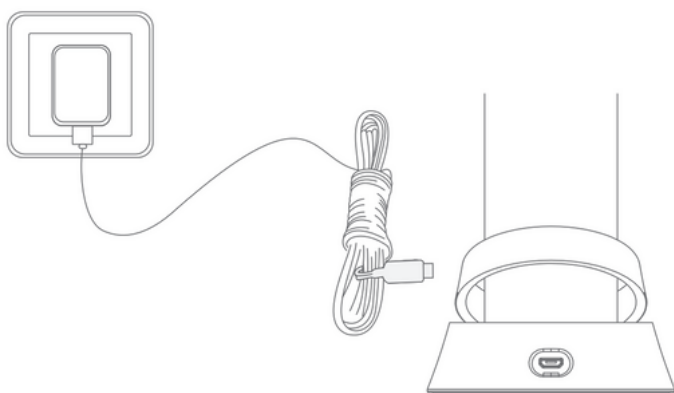
This device has sensors that detect the presence of a cork in its opening and automatically activates the corkscrew. Do NOT touch the opening or insert anything into it.



D. Operating Instructions

Charging the device

1. Place the wine opener in the charging base, ensuring that the metal charge contacts are aligned.
2. Plug the charging base into a power source using the included USB charging cable.
3. The LED charging indicator will flash repeatedly to show that the device is charging.
4. All 4 LED lights will stay on (with no flashing) when the wine opener is fully charged.
5. Note: The LED indicators will turn off when the device is removed from the charging base.
6. To check the battery level, remove the top cover and press the Stop/Eject button, and the LED indicators will turn off for 5 seconds.



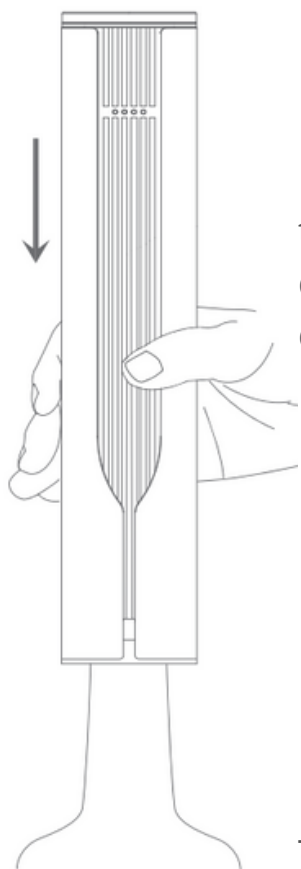
D. Operating Instructions (Continued)

Opening a bottle of wine

1. Place the wine bottle on a stable, flat surface and hold it firmly in place with one hand.
2. With you free hand, place the wine opener directly on top of the bottle, align the opening with the neck of the bottle, making sure that the wine opener is completely vertical (straight up and down).
3. Gently press the wine opener against the top of the wine bottle to activate the corkscrew. Continue holding the bottle and the opener in place until the corkscrew deactivates.
4. Lift the wine opener off the bottle and tilt it up past horizontal to eject the cork.

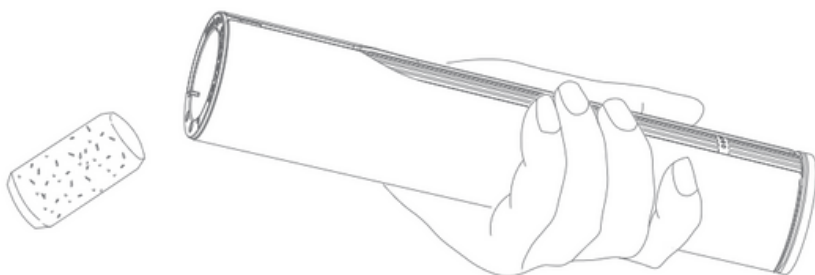
If the device fails to eject the cork automatically, remove the top cover, then press and hold the Stop/Eject button for 3 seconds to eject the cork.

D. Operating Instructions (Continued)



Keep both the bottle and the opener straight up and down while operating this device.

Tilt the device up beyond a horizontal level to eject the cork automatically.



E. Technical Specifications

Model Number	WF-9812
Dimensions	Diameter: 1.89 in. (48mm) Length: 8.98 in. (228mm) Net Weight: 12.35oz (350g)
Maximum Power	20W
Rechargeable Battery Capacity	500mAh / 3.7V
Charging Time	Approx. 3 Hours
Compatible Bottle Neck Diameter	0.67-0.75 in (17-19mm)
Full Charge Bottle Openings	>=60 bottles

F. Warranty & Support

Thank you for choosing Linkstyle. We are dedicated to providing innovative and convenient products for an enhanced lifestyle. This Product Warranty Agreement ("Warranty") applies to items purchased directly from Linkstyle.

Warranty Duration:

All products sold by Linkstyle come with a standard one (1) year warranty from the date of purchase, unless stated otherwise.

Warranty Coverage:

During the warranty duration, Linkstyle assures that the product will be free from defects in materials and workmanship when used under regular conditions.

Exclusions:

This Warranty does not cover the following:

- Damages due to misuse, neglect, or deviation from user instructions.
- Damages from natural disasters such as floods, fires, or accidents.
- Unauthorized repairs, modifications, or disassembling.
- Cosmetic damages like scratches, dents, or broken parts.

F. Warranty & Support (Continued)

Filing a Warranty Claim:

- Reach out to Linkstyle Customer Support providing your proof of purchase, product details, and a comprehensive description of the issue.
- Our team will evaluate the claim and, if required, provide return shipping instructions.
- If the product is confirmed defective, Linkstyle, at its discretion, will repair or replace the item.

Limitation of Liability:

Linkstyle's liability is strictly limited to the repair or replacement of the product. Under no circumstances will Linkstyle be liable for any indirect, incidental, or consequential damages. The total liability shall not exceed the original purchase price of the product.

Warranty Transferability:

This Warranty is solely for the original purchaser and cannot be transferred.

Governing Law:

This Warranty is governed by the laws of the country/state of purchase.

Disclaimer:

Apart from what's stated here, no other express or implied warranties apply, including implied warranties of merchantability or suitability for a specific purpose.

For any queries or concerns regarding our products or this Warranty, reach out to us at support@linkstyle.life.

Apple and Apple logos are trademarks of Apple, Inc., registered in the U.S. and other countries. App Store is a service mark of Apple, Inc.

Amazon, Alexa, and all related logos are trademarks of Amazon.com Inc. or its affiliates.

Google and Google Play are trademarks of Google LLC. Other third-party brands and names are the property of their respective owners.

Linkstyle.life

Unlock the enchanted life!